

I(a) Statement showing Shareholding Pattern

Name of the Company:		BACIL PHARMA LIMITED	
Scrip Code:	BSE: 524516	Quarter ended:	September 30, 2014
	ASE: 07092		
	DSE: 07450		

Category code	Category of Shareholder	Number of shareholders	Total number of shares	Number of shares held in dematerialized form	Total shareholding as a percentage of total number of shares		Shares Pledged or otherwise encumbered	
					As a percentage of (A+B)	As a percentage of (A+B+C)	Number of shares	As a percentage (IX)= (VIII)/(IV) *100
(I)	(II)	(III)	(IV)	(V)	(VI)	(VII)	(VIII)	(IX)
(A)	Shareholding of Promoter and Promoter Group							
(1)	Indian							
(a)	Individuals/ Hindu Undivided Family	9	779400	773500	13.2326	13.2326	0	0.00
(b)	Central Government/ State Government(s)	0	0	0	0.0000	0.00000	0	0.00
(c)	Bodies Corporate	0	0	0	0.0000	0.0000	0	0.00
(d)	Financial Institutions/ Banks	0	0	0	0.0000	0.0000	0	0.00
(e)	Group Companies	7	1864300	1853300	31.6520	31.6520	0	0.00
(f)	Any Other (specify)	0	0	0	0.0000	0.0000	0	0.00
	Sub-Total (A)(1)	16	2643700	2626800	44.8846	44.8846	0	0.00
(2)	Foreign							
(a)	Individuals (Non-Resident Individuals/ Foreign Individuals)	0	0	0	0.00000	0.00000	0	0.00
(b)	Bodies Corporate	0	0	0	0.00000	0.00000	0	0.00
(c)	Institutions	0	0	0	0.00000	0.00000	0	0.00
(d)	Any Other (specify)	0	0	0	0.00000	0.00000	0	0.00
	Sub-Total (A)(2)	0	0	0	0.00000	0.00000	0	0.00
	Total Shareholding of Promoters and Promoter Group (A)= (A)(1)+(A)(2)	16	2643700	2626800	44.8846	44.8846	0	0.00

For BACIL PHARMA LTD.




Director

Continue from previous page

Category code	Category of Shareholder	Number of shareholders	Total number of shares	Number of shares held in dematerialized form	Total shareholding as a percentage of total number of shares		Shares Pledged or otherwise encumbered	
					As a percentage of (A+B)	As a percentage of (A+B+C)	Number of shares	As a percentage (IX)= (VIII)/(IV) *100
(I)	(II)	(III)	(IV)	(V)	(VI)	(VII)	(VIII)	(IX)
(B)	Public Shareholding							
(1)	Institutions						NA	NA
(a)	Mutual Funds/ UTI	0	0	0	0.00000	0.00000	NA	NA
(b)	Financial Institutions/ Banks	0	0	0	0.00000	0.00000		
(c)	Central Government/ State Government(s)	0	0	0	0.00000	0.00000		
(d)	Venture Capital Funds	0	0	0	0.00000	0.00000		
(e)	Insurance Companies	0	0	0	0.00000	0.00000		
(f)	Foreign Institutional Investors	0	0	0	0.00000	0.00000		
(g)	Foreign Venture Capital Investors	0	0	0	0.00000	0.00000		
(h)	Any Other (specify)	0	0	0	0.00000	0.00000		
	Sub-Total (B)(1)	0	0	0	0.00000	0.00000		
(2)	Non-Institutions							
(a)	Bodies Corporate	26	128728	73328	2.1855	2.1855	NA	NA
(b)	Individuals							
	i. Individual shareholders holding nominal share capital up to Rs. 1 lakh.	6240	2817572	463572	47.8365	47.8365		
	ii. Individual shareholders holding nominal share capital in excess of Rs. 1 lakh.	11	206152	104452	3.5000	3.5000		
(c)	Any Other (specify)	0	0	0	0.0000	0.0000		
	Clearing Member	0	0	0	0.0000	0.0000		
	NRI	110	93200	8900	1.5823	1.5823		
	OCBs	0	0	0	0.0000	0.0000		
	Sub-Total	6391	3246300	650900	55.1154	55.1154		

For BACIL PHARMA LTD.


Director

	(B)(2)							
	Total Public Shareholding (B)= (B)(1)+(B)(2)	6391	3246300	650900	55.1154	55.1154	NA	NA
	TOTAL (A)+(B)	6407	5890000	3277700	100.0000	100.0000	0	0.00
(C)	Shares held by Custodians and against which Depository Receipts have been issued	0	0	0	0.0000	0.0000	0	0.00
	GRAND TOTAL (A)+(B)+(C)	6407	5890000	3277700	100.0000	100.0000	0	0.00

NA-Not applicable

For BACIL PHARMA LTD.


Director


(1)(b) Statement showing Shareholding of persons belonging to the category "Promoter and Promoter Group"

Sr. No.	Name of the Shareholder	Total shares held		Shares pledged or otherwise encumbered		
		Number	As a % of grand total (A)+(B)+(C)	Number	As a percentage	As a % of grand total (A)+(B)+(C) of sub-clause (1)(a)
(I)	(II)	(III)	(IV)	(V)	(VI)=(V)/(III)*100	(VII)
1.	Prakash Bhoorchand Shah	760400	12.9100	0	0.0000	0.0000
2.	Rapport Investment & Trading Co. Pvt. Ltd.	917300	15.5739	0	0.0000	0.0000
3.	Gulechha Investment & Trading Co. Pvt. Ltd.	362200	6.1494	0	0.0000	0.0000
4.	Khem-Sum Apparels Overseas Ltd.	413800	7.0255	0	0.0000	0.0000
5.	Sanmitra Commercial Limited	140000	2.3769	0	0.0000	0.0000
6.	Gulechha Investment & Trading Co. Pvt. Ltd.	10800	0.1834	0	0.0000	0.0000
7.	New Markets Advisory Ltd	20000	0.3396	0	0.0000	0.0000
8.	Khem-Sum Apparels Overseas Ltd.	200	0.0034	0	0.0000	0.0000
9.	Gulab Bhoorchand Shah	8500	0.1443	0	0.0000	0.0000
10.	Dr. L. L. Hingorani	5000	0.0849	0	0.0000	0.0000
11.	Prakash Shah (HUF)	1000	0.0170	0	0.0000	0.0000
12.	Ramesh Bhoorchand Shah	1000	0.0170	0	0.0000	0.0000
13.	Suman Prakash Shah	900	0.0153	0	0.0000	0.0000
14.	Shantilal Bhoorchand Shah	900	0.0153	0	0.0000	0.0000
15.	Shakuntala Suresh Shah	900	0.0153	0	0.0000	0.0000
16.	Leela Sudhir Bhandari	800	0.0136	0	0.0000	0.0000
TOTAL		2643700	44.8846	0	0.00000	0.00000

(1)(c) Statement showing Shareholding of persons belonging to the category "Public" and holding more than 1% of the total number of shares

Sr. No.	Name of the shareholder	Number of shares	Shares as a percentage of total number of Shares {i.e., Grand Total (A)+(B)+(C) Indicated in Statement at para (1)(a) above}
1.	NIL	0	0.0000
TOTAL		0	0.0000

For BACIL PHARMA LTD.


Director

(1)(c)(ii) Shareholding of securities (including Shares, warrants, convertible securities) of persons (together with PAC) belonging to the category "Public" and holding more than 5% of the total number of shares of the company

Sl. No.	Name(s) of the shareholder(s) and the Persons Acting in Convert (PAC) with them	Number of Shares	Shares as % of Total No. of Shares	Details of warrants		Details of convertible securities		Total sharers (including underlying shares assuming full conversion of warrants and convertible securities) as a % of diluted share capital
				Number of Warrants	As a % total number of warrants of the same class	Number of convertible securities held	% w.r.t. total number of convertible securities of the same class	
	NIL	NIL	NIL	NIL	NIL	NIL	NIL	NIL
	TOTAL	NIL	NIL	NIL	NIL	NIL	NIL	NIL

(1)(d) Statement showing details of locked-in-shares

Sr. No.	Name of the shareholder	Number of locked-in shares	Locked-in shares as a percentage of total number of shares {i.e., Grand Total (A)+(B)+(C) indicated in Statement at para (1)(a) above}
1.	NIL	0	0.00000
	TOTAL	0	0.00000


(II)(a) Statement showing details of Depository Receipts (DRs)

Sr. No.	Type of outstanding DR (ADRs, GDRs, SDRs, etc.)	Number of outstanding DRs	Number of shares underlying outstanding DRs	Shares underlying outstanding DRs as a percentage of total number of shares {i.e., Grand Total (A)+(B)+(C) Indicated in Statement at para (1)(a) above}
1.	GDRs	0	0	0.00000
	TOTAL	0	0	0.00000

(II)(b) Statement showing Holding of Depository Receipts (DRs), where underlying shares are in excess of 1% of the total number of shares

Sr. No.	Name of the DR Holder	Type of Outstanding DR (ADRs, GDRs, SDRs, etc.)	Number of shares underlying outstanding DRs	Shares underlying outstanding DRs as a percentage of total number of shares {i.e., Grand Total (A)+(B)+(C) Indicated in Statement at para (1)(a) above}
1.	1		0	0.00000
	TOTAL		0	0.00000

For BACIL PHARMA LTD.



Director


Name of the Company	BACIL PHARMA LIMITED - EQUITY	
Scrip Code - 524516	Quarter Ended	30/09/2014

Partly Paid-up Shares	No. of partly paid-up shares	As a % of total no. of partly paid-up shares	As a % of total no. of shares of the Company
Held by promoter/promoter group	NIL	NIL	NIL
Held by public	NIL	NIL	NIL
Total			

Outstanding convertible securities :-	No. of Outstanding Securities	As a % of total no. of outstanding convertible securities	As a % of total no. of shares of the company, assuming full conversion of the convertible securities
Held by promoter/Promoter group	NIL	NIL	NIL
Held by public	NIL	NIL	NIL
Total			

Warrants :-	No. of Warrants	As a % of total no. of warrants	As a % of total no. of shares of the company assuming full conversion of the warrants
Held by promoter/promoter group	NIL	NIL	NIL
Held by public	NIL	NIL	NIL
Total	58,90,000		100

For BACIL PHARMA LTD.


Director